

| SN | Number  | IFS name EN  | Pcs. |
|----|---------|--|------|
| 1  | ACM0776 | Control BOX - IN.Yt-8 (3Kw)                        | 1    |
| 2  | ACM0912 | Control Panel - IN.K1000 V2                        | 1    |
| 3  | ACM0961 | Led Control Box                                    | 1    |
| 4  | ACM0998 | IN.STREAM-2 with quick connector                   | 1    |
| 5  | AKU2235 | Cityline filter grid                               | 2    |
| 6  | AF00066 | Pillow 24x17 light gray                            | 2    |
| 7  | AKU2719 | On-off tap grip light gray Life Wellis             | 1    |
| 8  | AKU1895 | Air regulator grip Wellis V2                       | 2    |
| 9  | AJ00277 | 7" jet body oscillator 2020                        | 2    |
| 10 | AJ00273 | 5" jet face 2020                                   | 8    |
| 11 | AJ00272 | 5" jet insert swirling 2020                        | 4    |
| 12 | AJ00270 | 5" jet insert directional 2020                     | 4    |
| 13 | AJ00266 | 3" jet face 2020                                   | 36   |
| 14 | AJ00265 | 3" jet insert 2020                                 | 36   |
| 15 | ACM0846 | Circulation pump WTC50M 250 W 0.33 Hp              | 1    |
| 16 | AJ00282 | Circulation jet Medium gray 48 mm Life             | 2    |
| 17 | ACM0394 | Spa Pump 3/0.6 HP - Two Speed                      | 1    |
| 18 | ACM0954 | Motor 50Hz anti-current arrester 2200W (WP300a-II) | 1    |
| 19 | ACM0954 | Motor 50Hz anti-current arrester 2200W (WP300a-II) | 1    |
| 20 | ACM0954 | Motor 50Hz anti-current arrester 2200W (WP300a-II) | 1    |
| 21 | ACM0079 | Spa Pump 2 HP - One Speed                          | 1    |
| 22 | AJ00291 | Jet ozone with sealing V2                          | 1    |
| 23 | AJ00276 | 7" jet body multiport 2020                         | 2    |
| 24 | AKU2647 | Led housing with seal                              | 32   |
| 25 | ABE0421 | Suction head 2.5" Chrome (high)                    | 8    |
| 26 | AJ00280 | Self adjusting nut for suction head Life           | 12   |
| 27 | ABE0505 | Suction head 2.5" Chrome (high)                    | 4    |
| 28 | ACM0874 | Speaker 3" (2 way)                                 | 4    |
| 29 | AKU1893 | On-Off tap house 33 transparent V2                 | 1    |
| 30 | AKU2716 | Air regulator house, Light gray Life               | 2    |
| 31 | AKU2683 | Waterfall 60 cm                                    | 2    |
| 32 | AKU3085 | W-Flow-Gen2_assembly                               | 1    |
| 33 | ABE0110 | WPC slat 40x33x2200 black 0.10 m                   | 2    |
| 34 | ACM0901 | Wifi receiver in.touch 2 Gecko EU&UK               | 1    |
| 35 | ACM1425 | Subwoofer 800W/120W 20Hz-250Hz                     | 1    |
| 36 | ABE0621 | Ozon mixer - Housing                               | 1    |
| 37 | ACM1092 | UL ozone   | 1    |
| 38 | ABE0620 | Mixer housing                                      | 1    |

Sheet name: **WELLIS**

File name: **FJ\_WU00050-ENG\_Amazonas Grand Prix thermo tetővel**

Dimension SPA: **2350x5500x1470 mm** El. nds: **400 V - 3x16A - 50Hz**

Weight of the SPA: **1100 kg** Control box: **GECKO YT8EU + K1000**

Rim height: **158 mm** Approved by: **Bató Péter** Pr. No: **WU00050** Fe. No: **A**

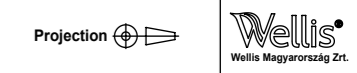
Created: **2026. 02. 04.** Drawer: **szomo - 2026. 02. 04. 9:06:34** Number: **WU00050** **A3** **M 1:25** **page 1 / 3**

flow rate liter/min:


1 person ~75 kg

Water disp.: **270 kg**

Minimum water: **8000 liter**



Product family: **Wellis\SwimLife**



Wellis Magyarország Zrt.

Control box: **GECKO YT8EU + K1000**

Number: **WU00050**

**A3** **M 1:25** **page 1 / 3**


## INSTALLATION INSTRUCTIONS

Installation, connection and electrical installation can be done only by professionals!

The given dimensions are for information only, they may differ from reality due to the manufacturing technology of pools.

### ATTENTION!

Pools can be installed only when electric shock protection compliance of the installed residual-current device is stated by the installation personnel in written form.



### 1. General installation instructions

A **solid, level base (maximum 0.5% slope)** is essential for setting up the pool. Make sure the cover or base is properly supporting the pool.

For this, you need to know the maximum load capacity of the cover. Consult a qualified architectural professional or structural engineer. To determine the weight, contents and parts of the pool, refer to the data table of the pool. This weight should not exceed the calculated static capacity per square meter, otherwise it may cause serious damage to the pool and the substrate. **60 cm of space is required around the pool**

**provided for servicing**, if this cannot be done, in the event of servicing, advance notice must be given and access to the pool must be ensured! It is advisable to create a water confluence on the outlet side of the pool. Its purpose is to drain rainwater and splashing water from around the pool, and also to allow the water to flow away in case the pool is lowered at the bottom outlet.

#### a. Indoors/Basement

In case of placing the pool inside a building take into consideration the following requirements: The base must have a proper drain channel to prevent water collecting around the pool.

In case a new place is built for the pool, it is strongly recommended to install a floor drain to prevent damage due to water overflow or mechanical failure, etc.

If no floor drain is installed, our Company takes no responsibility for occurring damages.

Inside the room where the pool is installed, humidity can increase significantly. To prevent precipitating water and the occurrence of fungus, proper ventilation of the room is highly recommended.

It is also suggested to install a dehumidifier device in the room. Acryl absorbs heat from the sun rapidly, due to which the pool can suffer significant heat damage. In case the pool is installed between glass structures, please prevent the sunrays to reach the pool directly through the glass, otherwise temperatures can rise too high.

#### b. Outdoors/Closed terrace

**If the pool is installed outdoors, it is recommended to build a horizontal, reinforced concrete base with min. 10-15 cm thickness. Do not expose the empty pool direct sunlight without proper protection (thermal cover on top).** Please keep in mind that long term exposure to sunlight will damage the pool and its accessories.

#### c. Recessed installation

In case of recessed installation a **60 cm wide manhole must be built around the pool** for proper access and servicing.

Only the part of the pool that is **under the acrylic rim** can be recessed. In case these conditions are not met, installation of the pool may fail!

It is appropriate to make the drain channel in the base on the drain side of the pool. Its purpose is to take away splash water around the pool, or drain the released water.

It is also necessary to provide water drainage in the manhole.

The manhole should also ventilate properly. It is recommended to install an exhaust fan or other ventilation device.

If raising the pool from its recessed place is necessary, the customer is responsible for all related expenses.

| Kábel keresztmetszet/ Cable profile |                      |       |
|-------------------------------------|----------------------|-------|
| 1x16A                               | 3x2,5mm <sup>2</sup> | 230 V |
| 1x20A                               | 3x4mm <sup>2</sup>   | 230 V |
| 1x25A                               | 3x4mm <sup>2</sup>   | 230 V |
| 3x16A                               | 5x4mm <sup>2</sup>   | 400 V |

### 2. Electrical installation

**You must install a circuit breaker dedicated only for the pool, no other devices allowed to connect. You must also install a 30mA residual-current device (RCD).**

Check your product type: WU00050 Amazonas Grand Prix thermo tetővel Spa

Check the minimal electric needs of your product: 400V 3x16A 50Hz

Check the optimal electric needs of your product: 400V 3x16A 50HZ

Based on the information above, choose the appropriate cable size for your product.

**For electric installation in case of cables not exceeding 10 meters in length, the appropriate cable cross section and length is given in the table on the right.**

- For cable lengths exceeding 10 meters please consult a professional!

- In all cases, the electrical installation of the pool has to be done by an electrician.

- In case the optimal energy needs of the pool are met: the Spa pump and heating can work simultaneously.

- In case only the minimal energy needs of the pool are met: the Spa pump and heating can not work simultaneously.

- Installing the cables is recommended through the bottom cover (tray) by drilling a hole and using a cable gland. Recommended direction is shown on the drawing.

Min. cable length for installation is 3 m.

- The exact way of electrical installation is always unique, highly dependant on the location and environment of the pool.

Additional electrical installation (cable, circuit breaker and residual-current device) is the customer's responsibility.

These parts are not included in the pool packaging, need to be purchased separately.

Every pool has a dedicated installation drawing.

Make sure that the pool is connected to a 30 mA residual-current device.

Use copper wiring only.

If a fuse fails, replace it only with same type of fuse with same technical parameters.

The device must be connected to the house's Equipotential Bonding Grid.

We inform you that the functioning of Spa pumps listed in the bill of materials on the first page may differ from reality. For example, if 'ACM0394 Spa Pump 3/0.6 HP - Two Speed' pump is listed as two speed, but in reality it only works with one speed, that might be because for the best massage experience a bigger influx of water is needed, thus the pump will work with its highest speed.

You must install a 30mA Residual-current device (RCD)

Product family: **Wellis\SwimLife**


Sheet name: **INFO\_ENG**

File name: **FJ\_WU00050-ENG\_Amazonas Grand Prix thermo tetővel**

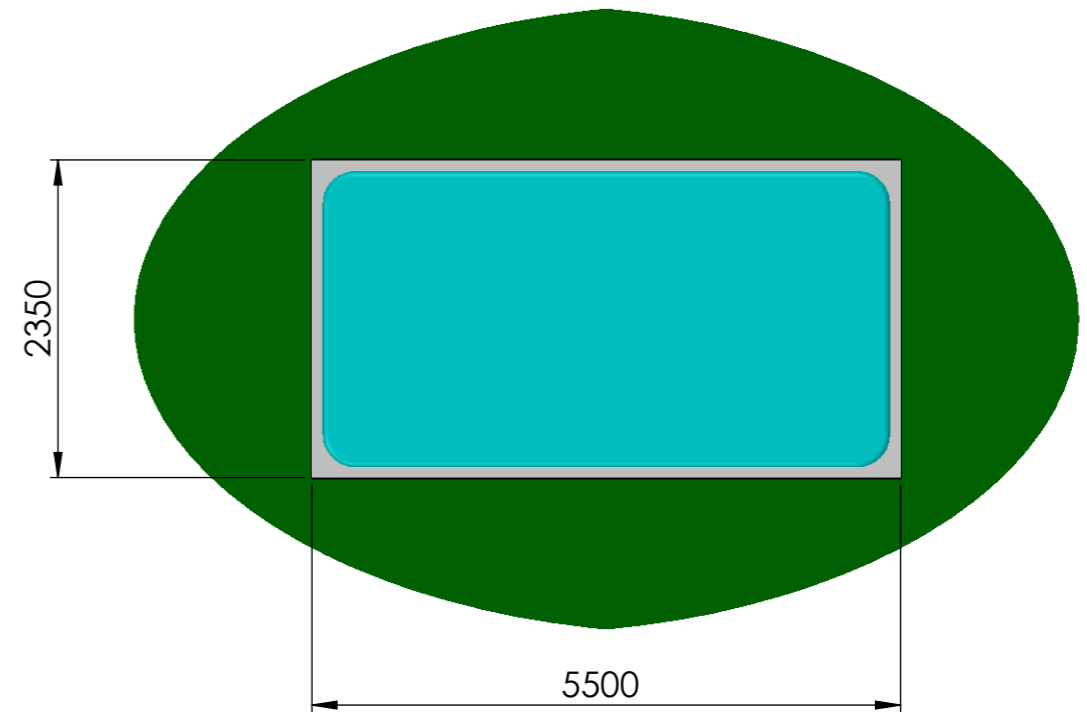
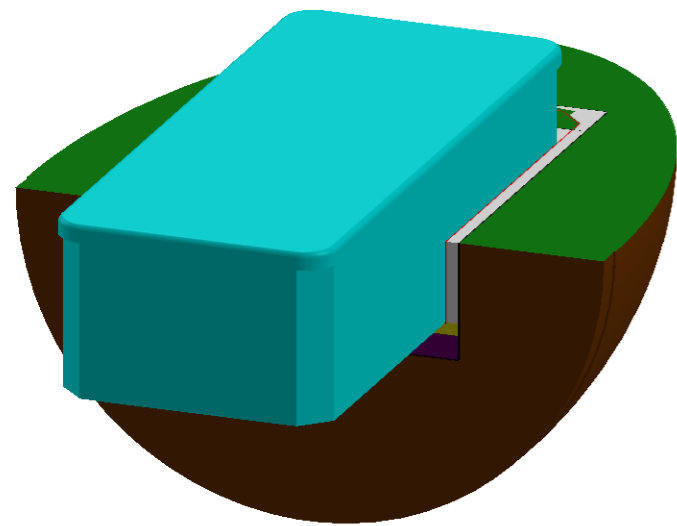
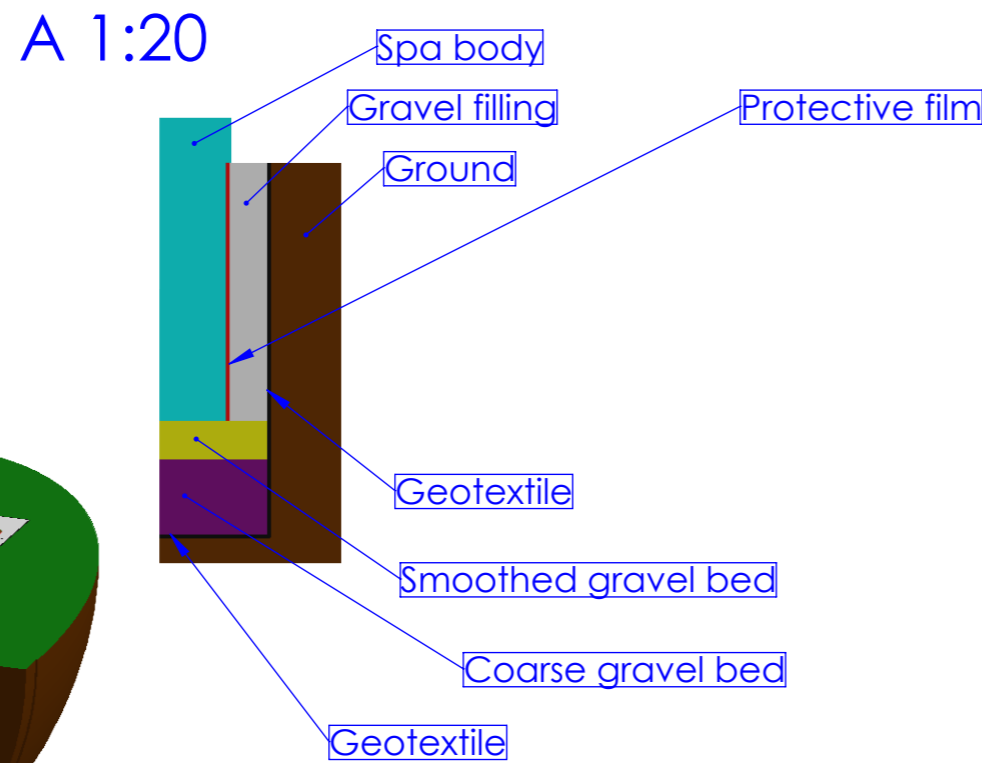
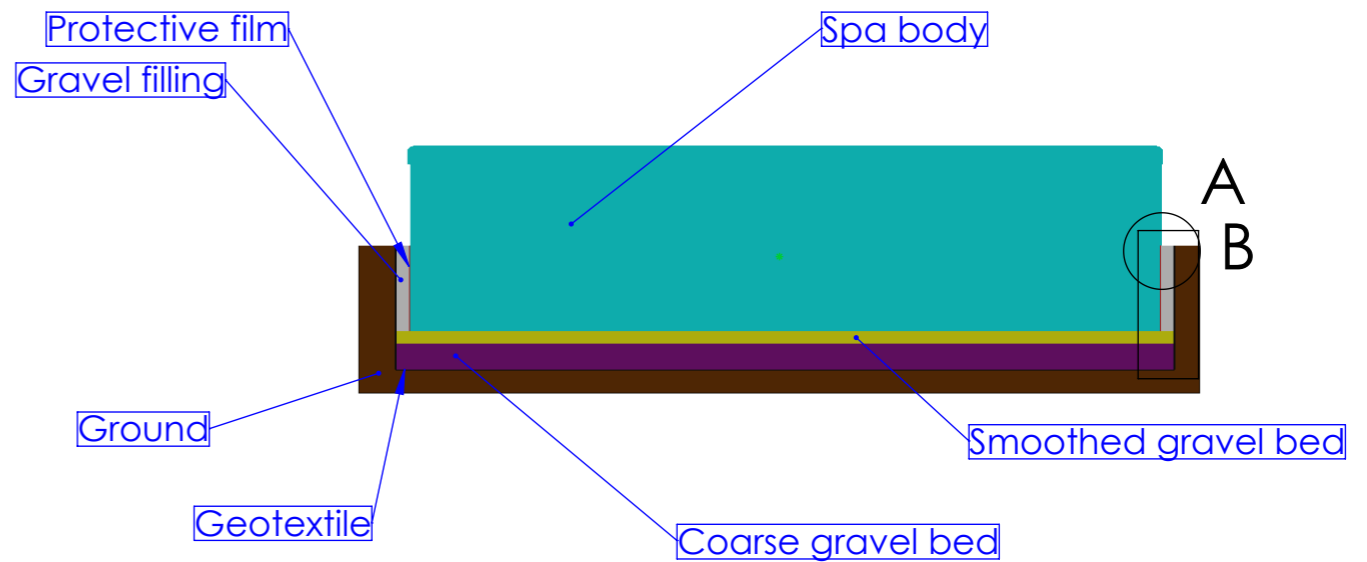
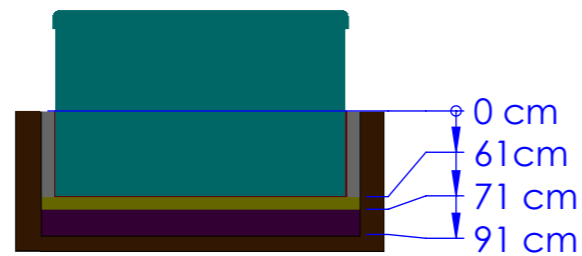
Projection

**Wellis**  
Wellis Magyarország Zrt.

|                                  |   |  |
|----------------------------------|---|--|
| flow rate liter/min:             | Dimension SPA: <b>2350x5500x1470 mm</b> | El. nds: <b>400 V - 3x16A - 50Hz</b>         |
| 1 person ~75 kg                  | Weight of the SPA: <b>1100 kg</b>       | <b>Control box: GECKO YT8EU + K1000</b>      |
| Water disp.: <b>270 kg</b>       | Rim height: <b>158 mm</b>               | Approved by: <b>Bató Péter</b>               |
| Minimum water: <b>8000 liter</b> | Created: <b>2026. 02. 04.</b>           | Drawer: <b>szomo - 2026. 02. 04. 9:06:34</b> |
|                                  |   | Pr. No:<br>Fe. No:                           |
|                                  |   | Number: <b>WU00050</b>                       |
|                                  |   | <b>A3</b> <b>M 1:15</b> <b>page 2 / 3</b>    |



**DETAIL B**  
SCALE 1 : 8



**The minimum thickness of the protective film or drainage sheet is 1 mm. During installation, complete waterproofing must be ensured. It is recommended to protect the protective film/sheet from damage caused by gravel with a minimum of 300 g/m<sup>2</sup> geotextile.**

**In the absence of a protective film or sheet, damage caused by water entering the mechanical space is not covered by the warranty.**

|                                  |
|----------------------------------|
| 1 person ~75 kg                  |
| Water disp.: <b>270 kg</b>       |
| Minimum water: <b>8000 liter</b> |

|   |  |   |                        |
|---|--|---|------------------------|
| Sheet name: <b>SEMICABINET_ENG</b>                                  |  | Product family: <b>Wellis\SwimLifeSwim Life</b>                             |                        |
| File name: <b>FJ_WU00050-ENG_Amazonas Grand Prix thermo tetővel</b> |  | Projection  |                        |
| Dimension SPA: <b>2350x5500x1470 mm</b>                             |  | Min.El.needs.: <b>400 3x16 A - 50Hz / Opt.El.needs: 400V - 3x16A - 50Hz</b> |                        |
| Weight of the SPA: <b>1100 kg</b>                                   | Control box: <b>GECKO YT8EU + K1000GECKO</b> |   |                        |
| Rim height: <b>158 mm</b>   | Approved by: <b>Bató Péter</b>               | YE-5- <b>K800</b>   | Number: <b>WU00050</b> |
| Created: <b>2026. 02. 04.</b>                                       | Drawer: <b>szomo - 2026. 02. 04. 9:06:34</b> | Fe. No.:  | <b>A</b>               |
|   |  | <b>A3</b>   | <b>M 1:17</b>          |
|   |  | <b>page 3 / 3</b>   |                        |